



KENTS HILL SCHOOL

NEWSLETTER - APRIL 2023



A MESSAGE FROM MRS MACKIE...

Dear Parents and Carers,

Yesterday seemed such a 'springy' day but today is definitely heralding April showers! Whatever the weather, we have had a busy, fun, yet challenging half term. Our visit from Ofsted last week was long-awaited but a fantastic opportunity to share all our hard work at school. I look forward to sharing the final written report with you soon. But first, the prospect of chocolate, as we move into the most welcome Easter holidays.

Your children have continued to make good progress towards their learning targets and the staff consistently plan adventurous learning activities ('The Great Fire of London' and the Science week's experiments and activities, to name but a few) This continues to fill the 'learning gaps' caused by the pandemic lockdown. I am proud to see how well everyone is embracing this, and the children are working so hard. Remember, to help them even more by regularly listening to them read at home. Thank you for your support.

We hope everyone stays healthy, enjoys the sunshine (when it comes) and gets a visit from a generous Easter Bunny.

Everyone at Kents Hill School & Nursery thanks you for your continued support and wishes you a Happy Easter.

Kind regards,

Jane Mackie

DIARY DATES

~ March ~

Friday 31st—Last day of term

~ April ~

Monday 17th—School re-opens

Thursday 20th—MKET Performs @The Venue—6pm

~ May ~

Monday 1st—Bank Holiday—School closed

Tuesday 2nd—Visit from Rocktopus

Monday 8th —Bank Holiday—School closed

Friday 26th—Last day of term


~ June ~

Monday 5th—INSET—school closed

Tuesday 6th—School re-opens

~ July ~

Friday 21st—Last day of school year



Ducklings

Nursery have been learning about growing, plants and farm animals this half term. The last past two months have been filled with a variety of indoor and outdoor activities for our Ducklings as the weather starts to get sunny and the flowers and animals start to appear more often in our playground.

This half term brought us lots of activities, we explored World Book Day as the children were invited to dress up as their favourite characters and bring in their favourites books. The day was spent looking at the books the children brought in and allowing them the chance to talk about why it's their favourite.



March had us looking at the start of spring and MANGO'S Day. The children were given lost opportunities to talk (lots and lost) about their families, especially their, Mummies, Auntie's, Nannie's, Grandma's and others. You can see we had a great day.

For our growing topic, the children did lost of planting activities, our small garden in our class is now host to a variety of plants which the children continue to help look after by watering them. Our Ducklings planted beans, sunflowers and cress. They also observed the signs of spring by noticing the plants and flowers are growing and the mini beast awakening from their winter sleep.


In our topic on the farm, the class have been learning closely to the farm and the animals that live there. We visited a virtual farm together and seeing some of the animals, which featured in the story that we learned.

Before Easter the children are talking about what Easter is and what we do at home to celebrate it. This discussion involved talking about lots of rabbits and chocolate!



NURSERY

Ducklings



Promoting Independence

Please encourage your child to put on and take off their own shoes/coats at home as this will be of great help when using Wellie Boots etc. in Nursery

How can I encourage my child to talk more?

Try these tips to practice your verbal communication skills at home:

- * Use things your child is interested in for play, follow their lead and make sure you are physically at their level while playing.
- * Picture books introduce your child to new things they haven't seen yet in real life- ask them to tell you the story, or talk about what characters might be thinking and feeling.
- * Make reading, singing and playing even more fun by using lots of actions and different voices.
- * Take turns to make noises or speak- your child will be able to hold longer conversations, so slow down your speech, give them plenty of time to respond and listen carefully to what they have to say.
- * Talk to your child in short, simple sentence, as it's easier for them to understand you have a go at copying when they are ready.
- * Try to use the same book or sing the same song, as young children learn a lot from repetition.

Happy Easter!

Mrs Raya

Reception (Cygnets)

Cygnets are continuing to work amazingly hard and they amaze us with their eagerness to learn. We have continued with our topic, Once Upon A Time, which the majority of our learning has been linked to. Recently we have taken part in recognising the value of Science and took part in National Science Week. The theme was 'connections' and we learnt about how the food we eat is connected to plants and how plants get their energy from the sun through the food chain. Cygnets planted Sweet Pea seeds, we are watering these and hoping they will grow big and tall so these bees can collect nectar to make yummy scrummy honey! We met Professor Pauling during Science Week. She was very silly and taught us all about how to be a super scientist. We worked in small groups to design a floating Lego boat to transport a message of what we had planted. Some floated, some needed more work but science is all about learning and improving.



Cygnets continue access learning and exploring as part of their daily timetable to access all areas of learning through play. In phonics some children are reviewing set 1 sounds and some have moved onto set 2. Please continue to practise the sounds at home and help your child to segment/blend sounds in words. We encourage them to hear and say each sound and use their Fred fingers to squeeze the sounds on. This can then help them remember the order and write the word.

The children have started thinking about how to use their words and turn these into written sentences with support. Some children are learning that a sentence has finger spaces and a full stop at the end. In Maths, they have been thinking about comparing and measuring weights and adding and subtraction within 10 or higher numbers.

We are looking forward to relaxing, practising our learning and reading over the Easter break and coming back ready to learn in the summer term! Keep up the amazing efforts Cygnets!



SWANS - YEAR 1

Another half term full of awe and wonder for Swans. We built on our learning from Spring 1 'Bright Lights Big Cities', learning about what London is like now and its landmarks. This half term we looked at the history of London, particularly the Great Fire of London! Did you know the fire started on Lord's Day 2nd September 1666, ask your child what Lord's Day means and see if they can tell you. First we read the story, Toby and the Great Fire of London to learn some interesting facts and we wrote a newspaper report in chronological order. Then we pretended to be alive during the time of the fire and write diary as if we were really there in London. We used adjectives and past tense verbs as well as trying to use some spicy words to make our writing even better! We had a great time in learning where certain foods came from when we made bread rolls a few weeks ago, just like Thomas Farriner would have made.



Recently we have taken part in recognising the value of Science and took part in National Science Week. The theme was 'connections' and we learnt about how the food we eat is connected to plants and how plants get their energy from the sun through the food chain. Swans planted Snapdragon seeds, we are watering these and hoping they will grow big and tall so these bees can collect nectar to make yummy scrummy honey! We met Professor Pauling during Science Week, she was very silly and taught us all about how to be a super scientist. We also used different materials to make a floating boat to pass a message of what we had planted.



In Maths we have been learning about comparing and measuring weights and how to find the difference between lengths or height. We have used different resources to help us such as scales, cubes, string and drawing our own number lines. More recently we have looked at odd / even numbers and doubling / halving amounts. You might like to practise recalling doubles with your child at home. What a super Spring Term Swans, you are becoming much more independent with your learning and endeavour to get on to a Digger Deeper Challenge!



Year 2—Flamingos

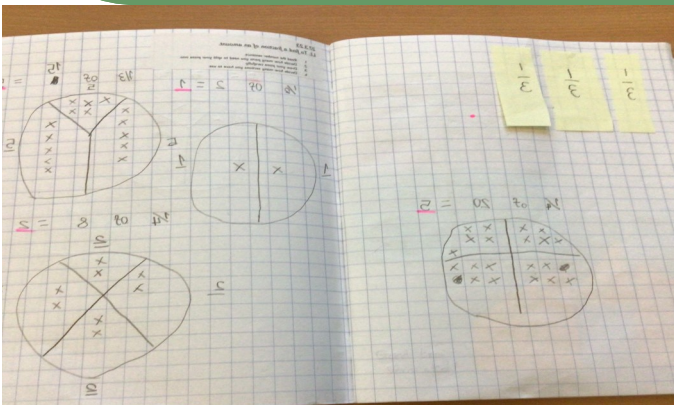
Year 2 have had a very busy half term.

In English, we have been learning about different minibeasts and remembering some unusual facts about them...

~ Did you know there are about 40,000 species of spider in the world and if you have a fear of spiders it's called arachnophobia.

~ Did you know the longest land snail recorded was just over 30cm long.

~ Did you know butterflies can live for between 2 days & 11 months.



These are the spicy words we have learnt recently...you could quiz your child & see if they can use them in their own sentences...

multiple

active

survive

common

tiny

exist

therefore

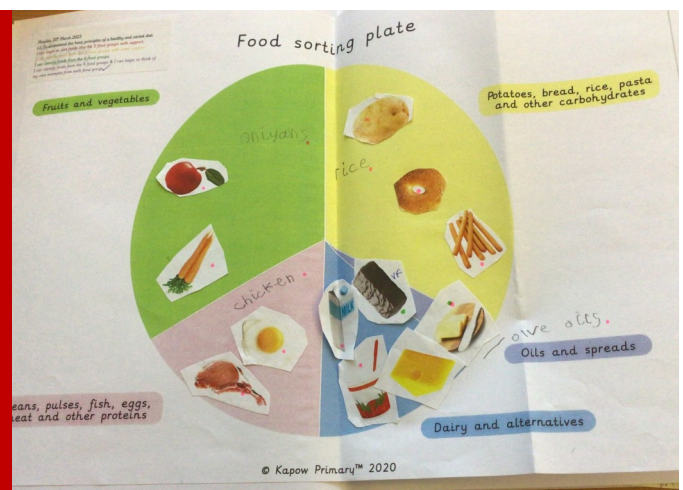
excellent

usually

often

In Maths we have been finding fractions of an amount to find halves, quarters & thirds. We have been drawing pizza jottings to help us find the fraction.

In Art we have been learning about the artist Matisse. We re-created his piece of artwork "The Snail". Look at the photo at the top of the page to see how different they all look.!





YEAR 2



In DT, we have been learning about the 5 different food groups. Here are some examples of each of the food groups & then we made our own healthy wraps & evaluated them...which one would you pick?



EASTER BONNET PARADE

HAPPY
Easter



Thank you to all those parents and carers who were able to come and support the children as they paraded in their wonderful Easter Bonnets. We could see that everybody had come up with some very thoughtful and creative designs—so much so, it was very difficult to choose the winners! After much careful deliberation, the designs above were chosen as winners. Well done winners and well done everybody who took part!