



KENTS HILL SCHOOL

NEWSLETTER - FEBRUARY 2023



Learning is a treasure that
will follow its owner
everywhere.

- Chinese Proverb

A MESSAGE FROM MRS MACKIE...

Dear Parents and Carers,

What a busy half term! It's hard to believe that Christmas wasn't last week, and we'll soon have to start buying Valentine cards, flipping pancakes and hunting for Easter eggs!

School has delivered plenty of opportunities to celebrate wonderful learning and your children continue to delight and amaze us with their attainment and progress. Their resilience and determination to learn, has meant that we are seeing tremendous development towards end of year expectations. What Superstars your children are!

As ever, we are all part of a team supporting your child on their learning journey, so a big thank you to everyone, at home, who continues to help.

We hope you have a safe and healthy half term holiday and look forward to welcoming you back on Monday 20th February.

Kind regards, Jane Mackie

DIARY DATES

~ February ~

Monday 20th—School re-opens

Tuesday 21st - Pancake Day

~ March ~

Friday 3rd—World Book Day

Thursday 9th—Reception Health Screening
Catch Up

Monday 13th—Friday 17th—Science Week


Thursday 16th - Class Photographs

Thursday 23rd—World Maths Day

Friday 31st—Last day of term

~ April ~

Monday 17th—School reopens



Ducklings

This half term topics were 'People Who Help Us' and "Our community". We learnt about the people that help us everyday life, for example, our parents, teachers, doctors, shop assistants etc. With the topic of "People who help us! The children had an opportunity to discover different professions to come in and discuss how they helped in the community.

We have been so lucky because during this half term we had two special events. Two police officers visited our Nursery and showed the children the equipment that they use in their job, explained how the police help other people and when you should and not should ring 999. Duckling had some wonderful questions for them.

To end our topics, our little Ducklings went for a walk around our neighbourhood. They visited a local shop, church, community centre and the park. The children were really excited.

This half term in Literacy the children have been looking at stories related to 'People Who Help Us' and "our community ".We also learnt about what a dentist does to help us and we wrote some instructions about how we brush our teeth. Some of the book we have been learning were "Maisie goes to hospital". "A day in the life of a doctor", "Maisie, Charlie and the wobbly tooth", "A day in the life of a firefighter/ Police officer", " Last stop on Market street".

We engaged the children to extended conversations about stories and learning new vocabulary with our spicy words.

In numeracy we continued to secure counting and number skills. We also looked at position. And we solved real world mathematical problem with numbers up to 5. We compared quantities using language: "more than", "fewer than".

CURRICULUM ENRICHMENT

This half term, following the children's interests in mark making, we had set up daily 'Writing' sessions. All children had individual boards, pens and over-write sheets to help them develop pencil grip and control.



WHAT YOU CAN DO TO HELP YOUR CHILD.

Please during the break, encourage your child to be more independent. The more your child gets to practice getting dressed, the more confident and competent they'll become. Practice doesn't have to be boring.

Make practice fun

If your child isn't excited about practicing, make it fun. Start by dressing their dolls or stuffed animals so they can visualize the steps. Then use dress up costumes or have fashion show to make practice part of playtime.

Thank you for your continued support!

Mrs Raya

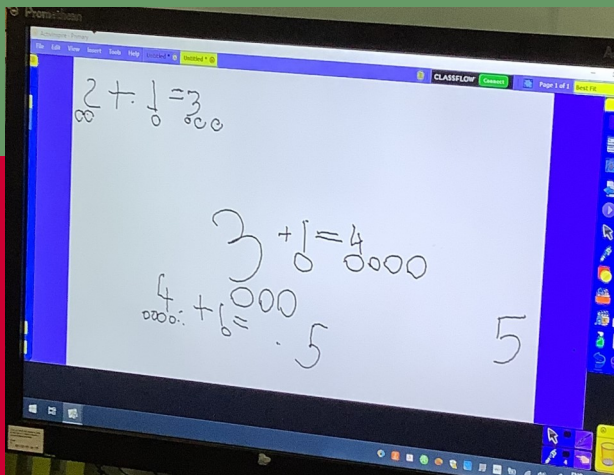
Reception (Cygnets)

Cygnets are continuing to work hard with their learning and are now half way through Reception. We had a great time starting off our topic (Once Upon A Time) with a royal dress up day in January, we still talk about it now! Welcome to our new Cygnets, you are settling in very well.

They continue access learning and exploring as part of their daily timetable to access all areas of learning through play. In phonics they have learnt the first set of sounds and are beginning to blend CVC (consonant vowel consonant) words to read simple words and segment the sounds they hear to write simple words. We encourage them to hear and say each sound and use their Fred fingers to squeeze the sounds on.

This can then help them remember the order and write the word. It would be super if you can practise this at home too. As part of their curriculum they have been reading, watching and acting out some traditional tales. They have enjoyed recalling some of the language and acting out parts of the stories on the stage!

In Maths they have been thinking about the composition of numbers, for example how can you make 8 or 10 using different objects? Some children gave themselves a challenge to write their own number sentences. We will be contouring our Once Upon A Time topic next half term, so you might to read some traditional tales over half term. Keep up the amazing efforts Cygnets!



SWANS - YEAR 1

Swans, you are continuing to amaze me with your efforts and dedication to developing your learning. You are all so eager to take on a Digging Deeper challenge to extend your learning, especially in Maths. You are half way through Year One and becoming much more independent with your learning and using different resources to support your learning.

Our Topic this half term is called, Bright Lights, Big Cities. So far we have learnt about London, where it is, why it is important and the amazing landmarks you can see if you journey there. In English we made leaflets about London and learn to use the suffix s, es, ing, ed, er, est. Did you know a suffix goes at the end of a root word to change it? Ed makes a verb past tense, e.g. walk becomes walked for example. We really enjoyed our Royal Party in January to start our topic and will continue this topic into Spring Two. But... we know something happened in a bakery in London, but Mrs Pauling won't tell us what happened... yet! In our writing we are stilling remembering to use capital letters, finger spaces and full stops.

All children now have a writing toolkit attached to their English books to look at every lesson to help remind them of writing expectations and adults continue to support. In Maths we have been practising using different resources to help us develop our skills e.g. tens frames, number lines, dienes and bead strings. We have learnt how to add and take away ten or a small multiple of ten- thirty. We also learnt how to double a single digit number and how to add near doubles, e.g. 5+6 could be 5+5+1=11. Finally, welcome to our new children in Swans, we are so glad you have joined our super Swans!

30.1.23

LI: To understand that multiplication is commutative.

$$10 \times 0 = 0$$

$$0 \times 10 = 0$$

Commutative

$$10 \times 0 = 0$$

$$10 \times 1 = 10$$

$$10 \times 2 = 20$$

$$10 \times 3 = 30$$

$$10 \times 4 = 40$$

$$10 \times 5 = 50$$

$$10 \times 6 = 60$$

$$10 \times 7 = 70$$

$$10 \times 8 = 80$$

$$10 \times 9 = 90$$

$$0 \times 10 = 0$$

$$1 \times 10 = 10$$

$$2 \times 10 = 20$$

$$3 \times 10 = 30$$

~~4~~

$$4 \times 10 = 40$$

$$5 \times 10 = 50$$

~~6~~

$$6 \times 10 = 60$$

$$7 \times 10 = 70$$

$$8 \times 10 = 80$$



YEAR 2 - FLAMINGOS

Year 2 have had a very busy half term learning about how bees make honey. They have learnt some new vocabulary such as 'communicate', 'evaporate', 'moisture', 'produces' and 'discover'. Please encourage your child to use these "spicy words" in their own sentences and maybe you can quiz them what these words mean too. The children have then used their creativity to write their own explanation texts "How snakes make snaketti", "How butterflies make cake" and "How cheetahs make flaming hot cheetos".

In Maths, children have been working hard to learn their 2x, 5x & 10x table out of order. We have been drawing arrays to show our timestables. Did you know that multiplication is commutative...this means it can be done in any order. For example 2 x 5 equals the same as 5 x 2. What other communicative examples can you think of at home?

To develop the children's reading we have learnt about VIPERS. When you are hearing your child read at home, you could try to ask them different questions linked to each question type; Vocabulary, Inference, Prediction, Explain, Retrieve, Sequences. Please see the document attached for examples of questions to develop your child's comprehension skills.

KS1 Reading Vipers

Improving key reading skills



Reading Vipers

Vocabulary Infer

Predict

Explain

Retrieve

Sequence



KS1 Reading Vipers

Vocabulary

Draw upon knowledge of vocabulary in order to understand the text.

Example questions

- What does the word mean in this sentence?
- Find and copy a word which means
- What does this word or phrase tell you about?
- Which word in this section do you think is the most important? Why?
- Which of the words best describes the character/setting/mood etc?



KS1 Reading Vipers

Infer

Make inferences from the text.

Example questions

- Why was feeling.....?
- Why did happen?
- Why did say.....?
- Can you explain why.....?
- What do you think the author intended when they said.....?
- How does..... make you feel?



KS1 Reading Vipers

Predict

Predict what you think will happen based on the information that you have been given.

Example questions

- Look at the book cover/blurb - what do you think this book will be about?
- What do you think will happen next? What makes you think this?
- How does the choice of character or setting affect what will happen next?



KS1 Reading Vipers

- What is happening? What do you think happened before? What do you think will happen after?
- What do you think the last paragraph suggests will happen next?

Explain

Explain your preferences, thoughts and opinions about the text.

Example questions

- Who is your favourite character? Why?
- Why do you think all the main characters are girls in this book?



- Can you think of any other words the author could have used to describe this?
- Why do you think is repeated in this section?

KS1 Reading Vipers

- When did.....?
- What happened when.....?
- Why did.....happen?
- How did.....?
- How many.....?
- What happened to.....?

Sequence

Sequence the key events in the story.

Example questions

- Can you number these events 1-5 in the order that they happened?
- What happened after.....?



KS1 Reading Vipers

- Would you like to live in this setting? Why/why not?
- Is there anything you would change about this story?
- Do you like this text? What do you like about it?

Retrieve

Identify and explain the key features of fiction and nonfiction texts such as: characters, events, titles and information.



Example questions

- What kind of text is this?
- Who did.....?
- Where did.....?



KS1 Reading Vipers

- What was the first thing that happened in the story?
- Can you summarise in a sentence the opening/middle/end of the story?
- In what order do these chapter headings come in the story?



YEAR 2 - FLAMINGOS

In Topic the children have enjoyed learning about different minibeasts. We have used alliteration to create a list...

~ lovely ladybird

~ amazing ant

~ beautiful butterfly

Can you think of anymore...?

In Art, the children have been practising their sketching skills & evaluating their sketches. Can you tell what minibeasts they have drawn?