



**Ruth Miskin  
Training**



## *Read Write Inc. Phonics Parents' Meeting*

---

Teach a child to read  
and keep that child reading [and talking]  
and we will change everything.

**And I mean everything.**

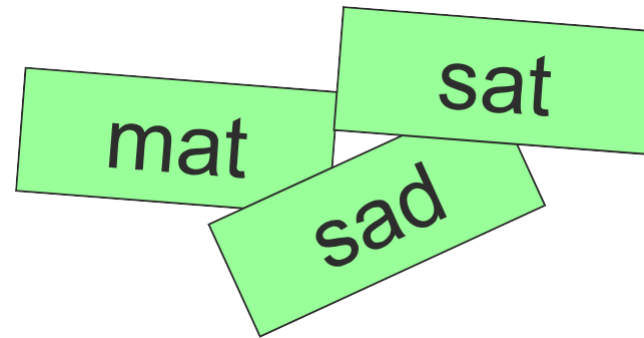
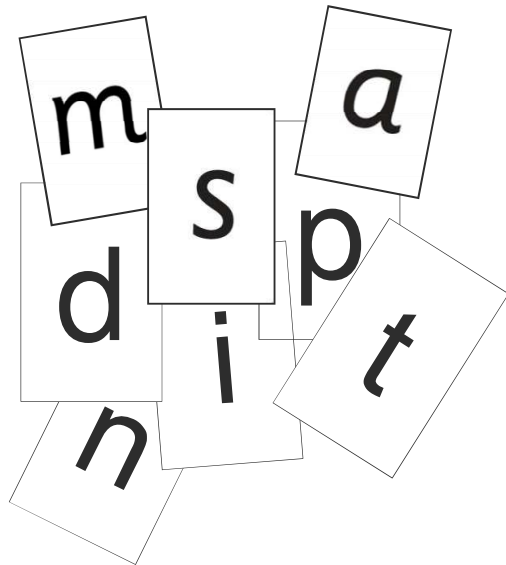
*Jeanette Winterson*

## Who is Read Write Inc. Phonics for?

---

- Nursery – Y1 (KS1)
- Older children who need to ‘catch-up’
- Children new to English

# RWI is a systematic approach to teach phonics



# English alphabetic code

---

- One of the most complex alphabetic codes in the world.
- 44 sounds
- Over 150+ graphemes
- Phoneme: unit of sound
- Grapheme: the smallest unit of writing
- Segment: break into smaller parts
- Blend: combine the sounds together

# “Special friends”

---

- Special friends: When 2 or more letters make/represent the same sound.
- Digraph: 2 letters which make 1 sound
- Trigraph: 3 letters which make 1 sound
- Split digraph: a digraph which is split by a consonant

# Speed Sounds chart

## Complex Speed Sounds chart

*Consonants: stretchy*

f	l	m	n	r	s	v	z	sh	th	ng
ff	ll	mm	nn	rr	ss	ve	zz	ti		nk
ph	le	mb	kn	wr	se		s	ci		
					c					
					ce					

*Consonants: bouncy*

b	c	d	g	h	j	p	qu	t	w	x	y	ch
bb	k	dd	gg		g	pp		tt	wh			tch
	ck				ge							
	ch											

*Vowels*

a	e	i	o	u	ay	ee	igh	ow
	ea				ā-e	y	ī-e	ō-e
					ai	ea	ie	oa
						e	i	o

oo	oo	ar	or	air	ir	ou	oy	ire	ear	ure
ū-e			oor	are	ur	ow	oi			
ue			ore		er					
ew			aw							
			au							

---

How does Read Write  
Inc. use phonics to  
teach reading?



# Simple Speed Sounds

## Simple Speed Sounds chart

Consonants: stretchy

f	l	m	n	r	s	v	z	sh	th	ng
										nk

Consonants: bouncy

b	c	d	g	h	j	p	qu	t	w	x	y	ch
	k											

Vowels: bouncy

Vowels: stretchy

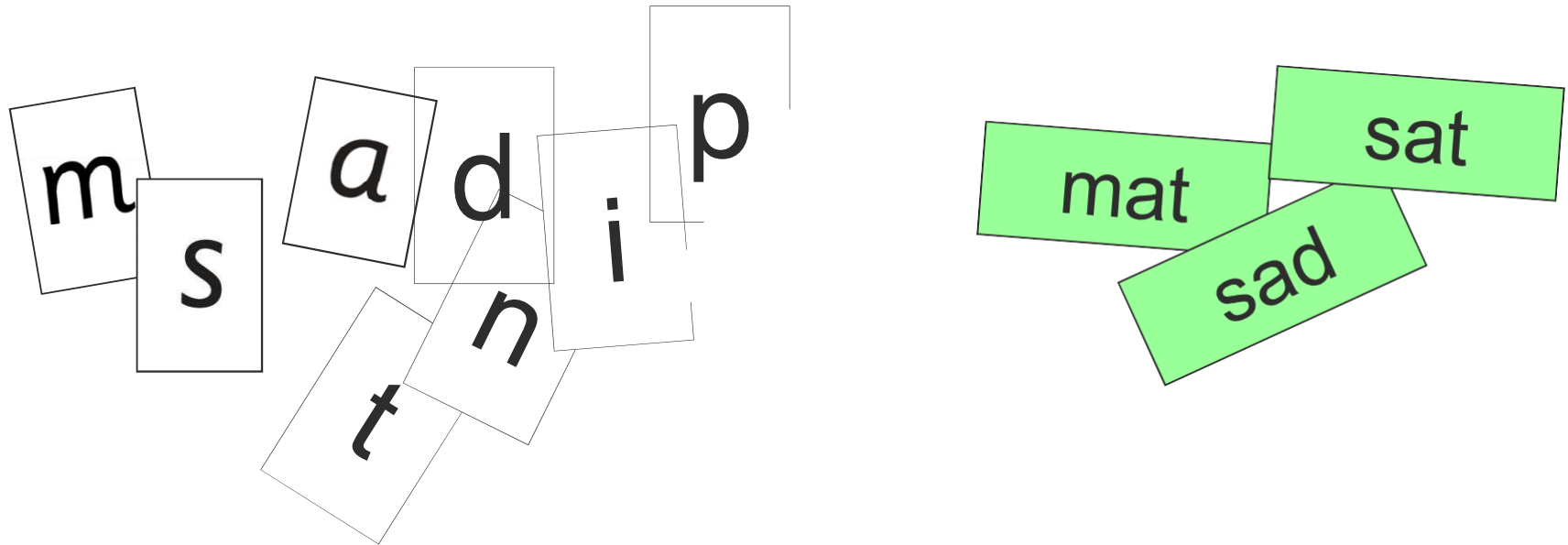
a	e	i	o	u	ay	ee	igh	ow
---	---	---	---	---	----	----	-----	----

Vowels: stretchy

oo	oo	ar	or	air	ir	ou	oy
----	----	----	----	-----	----	----	----

# Blending using Fred Talk

---



- Green words – words that you can read by segmenting into sounds & then blending
- Red words – words that you cannot segment & blend. You have to just learn them & remember them.

# Fred Talk



# Complex Speed Sounds chart

## Complex Speed Sounds chart

*Consonants: stretchy*

f	l	m	n	r	s	v	z	sh	th	ng
ff	ll	mm	nn	rr	ss	ve	zz	ti		nk
ph	le	mb	kn	wr	se		s	ci		
					c					
					ce					

*Consonants: bouncy*

b	c	d	g	h	j	p	qu	t	w	x	y	ch
bb	k	dd	gg		g	pp		tt	wh			tch
	ck				ge							
	ch											

*Vowels*

a	e	i	o	u	ay	ee	igh	ow
	ea				ā-e	y	ī-e	ō-e
					ai	ea	ie	oa
						e	i	o

oo	oo	ar	or	air	ir	ou	oy	ire	ear	ure
ū-e			oor	are	ur	ow	oi			
ue			ore		er					
ew			aw							
			au							

# Storybooks



---

How does Read Write  
Inc. teach spelling?

# Fred Fingers

---






---


What should my child  
read at home?



# Coloured book band books



# Read Write Inc. Book Bag Books



# Picture books



---

How can I help at home?

# Storytime

---

- Read *to* your children
- Ask lots of questions and share opinions
- Improve your child's fluency with the RWI books.
- Support how your child is learning to read & spell in school (pure sounds, fred talk, fred fingers).

You're never too old, too wacky, too wild, to pick up a book and read to a child.

*Dr Seuss*

# Talking & Vocabulary

---

- **Talk** to your child as much as possible and ‘feed’ them new and ambitious vocabulary.

“Let’s **eat** our lunch now.”

**munch, scoff, devour**

- Enrich conversations through description:
- Have fun with words and language.
- Praise your child for using new words or interesting phrases

## Online resources available

---

RWI guide for parents

<https://home.oxfordowl.co.uk/reading/reading-schemes-oxford-levels/read-write-inc-phonics-guide/>

Free e-books for home reading

<http://www.oxfordowl.co.uk/Reading/>

# Any other questions

---

