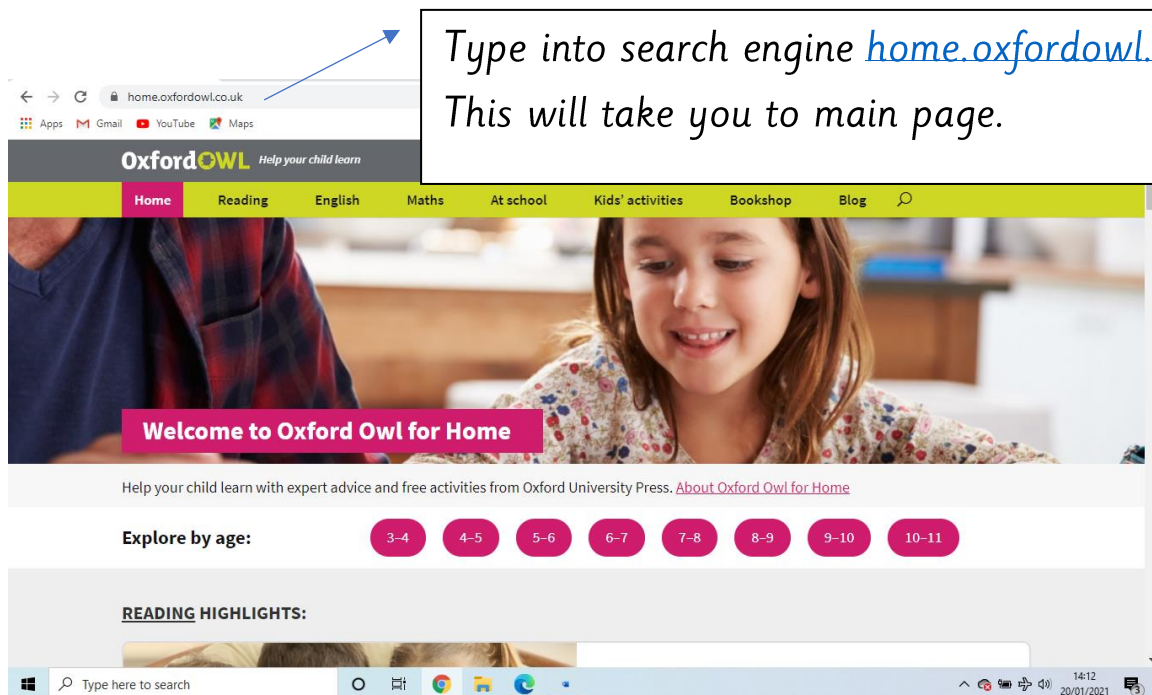



# Parents' guide to the Oxford Owl website



A screenshot of the Oxford Owl website homepage. At the top, a navigation bar includes 'Home', 'Reading', 'English', 'Maths', 'At school', 'Kids' activities', 'Bookshop', and 'Blog'. Below the navigation bar is a large banner image of a young girl smiling. A pink callout box with a blue arrow pointing to the browser's address bar contains the text: 'Type into search engine [home.oxfordowl.co.uk](https://home.oxfordowl.co.uk) This will take you to main page.' Below the banner, there is a 'Welcome to Oxford Owl for Home' message, followed by a link to 'About Oxford Owl for Home'. Underneath is an 'Explore by age:' section with buttons for age groups: 3-4, 4-5, 5-6, 6-7, 7-8, 8-9, 9-10, and 10-11. Below that is a 'READING HIGHLIGHTS:' section with a partially visible image of children reading.



A close-up screenshot of the Oxford Owl website homepage, focusing on the 'Explore by age:' section. The 'Welcome to Oxford Owl for Home' banner is visible at the top. Below it, the 'Explore by age:' section features buttons for age groups: 3-4, 4-5, 5-6, 6-7, 7-8, 8-9, 9-10, and 10-11. Below the age buttons is the 'READING HIGHLIGHTS:' section, which includes a partially visible image of children reading and a link to 'Free eBook library:'.

You can then click by age, this will give you some tips of different activities and games for you to explore.



### Fun learning ideas

Simple games and activities to do with your 5–6-year-old child. Have fun together while developing skills!



### What to expect in Year 1

Year 1 is all about light-touch learning and plenty of fun! Find out what to expect in Year 1 and how to support your child.



### Year 1 phonics screening check

Find out all about the phonics screening check – what it is, why it's important and what sort of questions your child will be asked.

Continue to scroll down the page as there is lots more to see.....

#### You might be interested in:



#### Choosing a book

Children's librarian Greta Paterson shares her 5 top tips for choosing books for 3–7 year olds.

[How to pick a book](#)



#### Grammar and literacy glossary

Our helpful guide to grammar and literacy terms your child will be learning at school.

[Browse the glossary](#)




#### Telling the time

It's an important everyday skill, but learning to tell the time can be tricky for young learners.

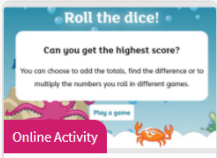
[Tips for learning to tell the time](#)

**Activities for age 5–6**  
[More activities for age 5–6](#)




**PDF Download**

**Shape and measuring**  
 Measure objects at home using your hands.  
[Take a look](#)




**Online Activity**

**Roll the dice**  
 Try to get the highest total.  
[Take a look](#)



**PDF Download**

**Story cards**  
 Make up your own story!  
[Take a look](#)



**PDF Download**

**Year 1 common exception words**  
 A list of common exception words that children are expected to be able to spell by the end of Year 1.  
[Take a look](#)


*You will also find activities that can be downloaded and printed...*

*You can also select by subject or activities by clicking onto the options on the green bar.*



**OxfordOWL** *Help your child learn* Help | Contact Us | Teachers

Home
Reading
English
Maths
At school
Kids' activities
Bookshop
Blog
🔍



**Welcome to Oxford Owl for Home**

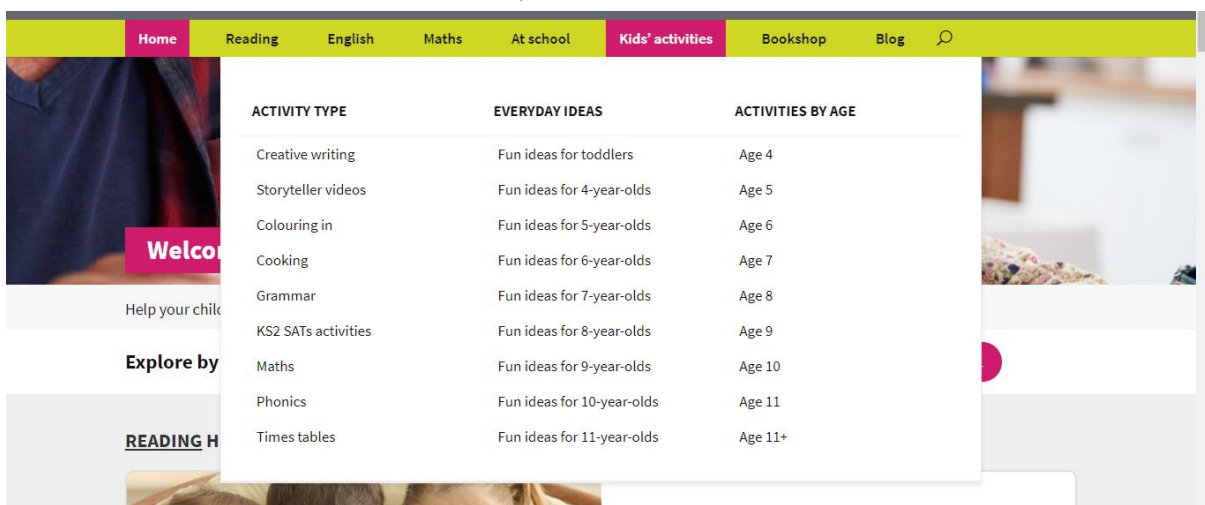
Help your child learn with expert advice and free activities from Oxford University Press. [About Oxford Owl for Home](#)

**Explore by age:**

3–4
4–5
5–6
6–7
7–8
8–9
9–10
10–11

**READING HIGHLIGHTS:**

*This will give you options to choose by age, activity or every day ideas.*



*Click and select an option and it will then open a new page where you will find lots of activities, games, ebooks and lots more for you to explore.*

Home Reading English Maths At school **Kids' activities** Bookshop Blog

## Fun learning ideas for 5-year-olds

Your child will probably have started [synthetic phonic](#) activities at school so finding time to enjoy playing with letters and sounds in games and activities will really help to support their learning.

Other activities can help your child to develop key skills such as speaking, listening and numeracy, and to support what they are learning at school. Visit our [Kids' activities](#) section for games, worksheets and more.

### Games and activities

#### 1. Rhyming games

- Listen to and join in with rhyming stories, like Julia Donaldson's *The Gruffalo*.
- Play [rhyming games](#), or sing an [action rhyme](#).
- Make silly rhyming jokes. For example: What do you call a smelly elephant? A smellyphant! What do you call an elephant watching TV? A tellyphant!

#### 2. Phonic games

- Play snap or bingo with letters and sounds. Write letters on pieces of papers or cards, to create homemade flashcards. Make two for each letter. Use them to play snap. You could also create a bingo card with eight boxes – each one containing a letter. Put the flashcards into a pile, facing

Fun ideas for toddlers

Fun ideas for 4-year-olds

**Fun ideas for 5-year-olds**


Fun ideas for 6-year-olds

Fun ideas for 7-year-olds

Fun ideas for 8-year-olds


Home Reading English Maths At school **Kids' activities** Bookshop Blog

### Activity: Vowel sounds



Practise phonics by matching the pictures to the vowel sounds.

### Activity: Phonics guidance



Learn how to say all the phonics sounds (phonemes) and letters.

### 3. Memory games

- Play 'Kim's game'. Put a few items on a tray (for example, a crayon, an apple, a building brick, a

Fun ideas for 11-year-olds


Activities by age

Activities by type

Home Reading English Maths At school **Kids' activities** Bookshop Blog

[More activities for age 5](#)

PDF Download




**Doubling numbers**

Draw double the number of legs on each alien.

[Take a look](#)

PDF Download




**Three Little Frogs**

Sing this fun action rhyme together.

[Take a look](#)

Online Activity




**Counting 0-20**

Practise counting up to 20.

[Take a look](#)

PDF Download



**Add with Dice**

Roll two dice and add them together.

[Take a look](#)