

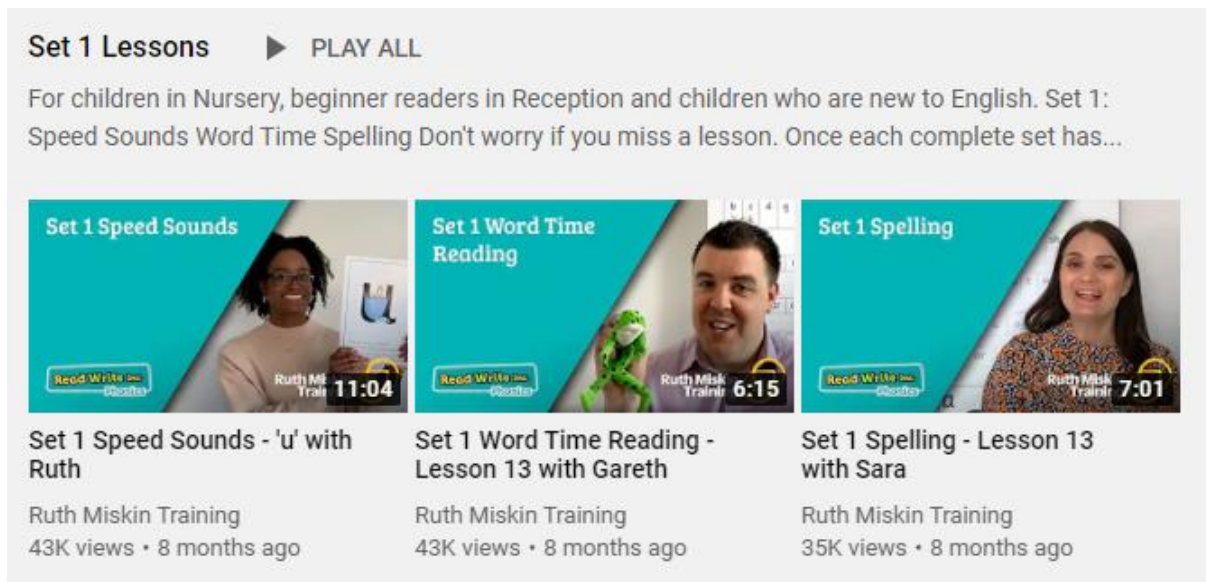
## Helping children to read and practise their phonics

### *Nursery & Reception Children*

#### Ruth Miskin Training - YouTube

Everyday there is a new video for each level. The videos teach children how to practise reading the new sound, writing the new sound, segmenting the word into individual sounds (ie. m – a – t) and then blending the sounds together to make the word (ie. mat).

By the end of Reception children should be able to read all of Set 1 sounds including the consonant digraphs (where 2 letters go together to make one sound for example: ff, th, ch, sh)



**Set 1 Lessons** ▶ **PLAY ALL**

For children in Nursery, beginner readers in Reception and children who are new to English. Set 1: Speed Sounds Word Time Spelling Don't worry if you miss a lesson. Once each complete set has...

Video Title	Duration	Views	Time Ago
Set 1 Speed Sounds - 'u' with Ruth	11:04	43K views	8 months ago
Set 1 Word Time Reading - Lesson 13 with Gareth	6:15	43K views	8 months ago
Set 1 Spelling - Lesson 13 with Sara	7:01	35K views	8 months ago

*Activity: Children can then go on a hunt around their house to find things which begin with the sound they learnt. They can design a poster & draw all the objects they found linked to their sound.*

*Phonics play is a fun, interactive game for children to practise their sounds.*

<https://www.phonicsplay.co.uk/resources/phase/1>

## Helping children to read and practise their phonics

### Year 1 Children


#### [Ruth Miskin Training - YouTube](#)

Everyday there is a new video for each level. The videos teach children how to practise reading the new sound, writing the new sound, segmenting the word into individual sounds (ie. m – a – t) and then blending the sounds together to make the word (ie. mat).

By the end of Year 1 children should be able to read all of Set 2 sounds & around half of Set 3 sounds. Children should also be able to write some words with these sounds in too.

**Set 2 Lessons** ▶ **PLAY ALL**


For children in Reception that can read Set 1 Speed Sounds and for children in Year 1 and 2. Set 2 Speed Sounds & Word Time Set 2 Spelling Don't worry if you miss a lesson. Once each complete



Set 2 Speed Sounds

Read Write Inc. Phonics

Ruth Miskin Training 12:18



Set 2 Spelling

Read Write Inc. Phonics


Ruth Miskin Training 11:33

**Set 2 Speed Sounds with Rosie "ay"**  
Ruth Miskin Training  
102K views • 7 months ago

**Set 2 Spelling with Rosie "ay"**  
Ruth Miskin Training  
33K views • 7 months ago

**Set 3 Lessons** ▶ **PLAY ALL**


For children in Year 1 and 2 that can read Set 2 Speed Sounds. Speed Sounds & Word Time Spelling Don't worry if you miss a lesson. Once each complete set has been shown, we will replay one...



Set 3 Speed Sounds

Read Write Inc. Phonics

Ruth Miskin Training 11:52



Set 3 Spelling

Read Write Inc. Phonics

Ruth Miskin Training 11:59

**Set 3 Speed Sounds with Rosie "oa"**  
Ruth Miskin Training  
29K views • 7 months ago

**Set 3 Spelling with Rosie "oa"**  
Ruth Miskin Training  
21K views • 7 months ago

## Read and Hold a Sentence

▶ PLAY ALL

Read and Hold a Sentence 1: Reading and writing practice for children reading Green, Purple, Pink and Orange Read Write Inc. Storybooks. (For children reading and writing with... Set 1 sounds



### Read and Hold a Sentence 1 Lesson 13

Ruth Miskin Training  
10K views • 6 months ago



### Read and Hold a Sentence 2 Lesson 13

Ruth Miskin Training  
8K views • 6 months ago

*Activity: Children can then go on a hunt around their house to find things which have their new sound in. They can practise reading & writing some of the words. Remember to underline the 'special friends' (the letters which go together to make a sound for example 'ay', 'ee', 'igh', 'ow').*

*Phonics play is a fun, interactive game for children to practise their sounds.*

<https://www.phonicsplay.co.uk/resources/phase/3>

## Helping children to read and practise their phonics

### Year 2 Children


#### [Ruth Miskin Training - YouTube](#)

Everyday there is a new video for each level. The videos teach children how to practise reading the new sound, writing the new sound, segmenting the word into individual sounds (ie. m – a – t) and then blending the sounds together to make the word (ie. mat).


By the end of Year 2 children should be able to read all of Set 2 sounds & all of Set 3 sounds and should be able to write some words with these sounds in too. Children should be able to read fluently (this equates to around 100 words per minute) with good understanding of what they read too.

**Set 3 Lessons** ▶ **PLAY ALL**

For children in Year 1 and 2 that can read Set 2 Speed Sounds. Speed Sounds & Word Time Spelling Don't worry if you miss a lesson. Once each complete set has been shown, we will replay one...




Set 3 Speed Sounds  
Ruth Miskin Training  
29K views • 7 months ago



Set 3 Spelling with Rosie "oa"  
Ruth Miskin Training  
21K views • 7 months ago

**Read Longer Words**

Watch Rosie teach children how to read long words. For children who can read Set 3 sounds and words confidently. Children should watch Set 3 Speed Sounds with Rosie before watching these...



Reading longer words  
Ruth Miskin Training  
7:35

Reading longer words with Rosie "ire"  
Ruth Miskin Training • 12K views • 7 months ago  
This film was first shown on 17.06.2020. Read longer words: for children who can read Set 3 sounds and words confidently. Children should watch Set 3 Speed Sounds with Rosie before watching...

*Activity: Children can then go on a hunt around their house to find things which have their new sound in. They can practise reading & writing some of the words. Remember to underline the 'special friends' (the letters which go together to make a sound for*

example 'ay', 'ee', 'igh', 'ow'). Year 2 children should also be able to use their spelling patterns to identify correct spelling choices (for example. ay, ai or a-e). Children can play 'I spy' with their new sound in.

*Phonics play is a fun, interactive game for children to practise their sounds.*

<https://www.phonicsplay.co.uk/resources/phase/5>