





Edible pictures



1. Draw a picture with a pencil on a piece of wood.


2. Paint over the pencil lines with soft lard or vegetable fat.



3. Sprinkle or place bird seed over the lard to complete your seed picture. Shake off any extra seed.



4. Put your picture out on a fine day in the open. Watch the birds eat your artwork!



RSPB Wildlife Explorers is the junior membership of the RSPB